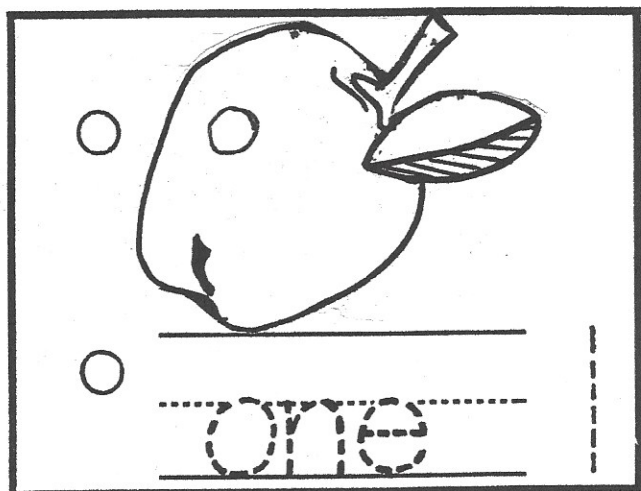
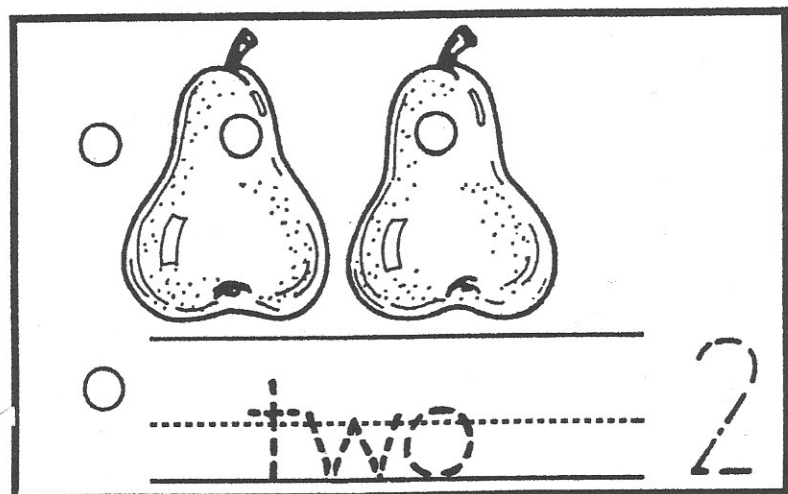


Name _____

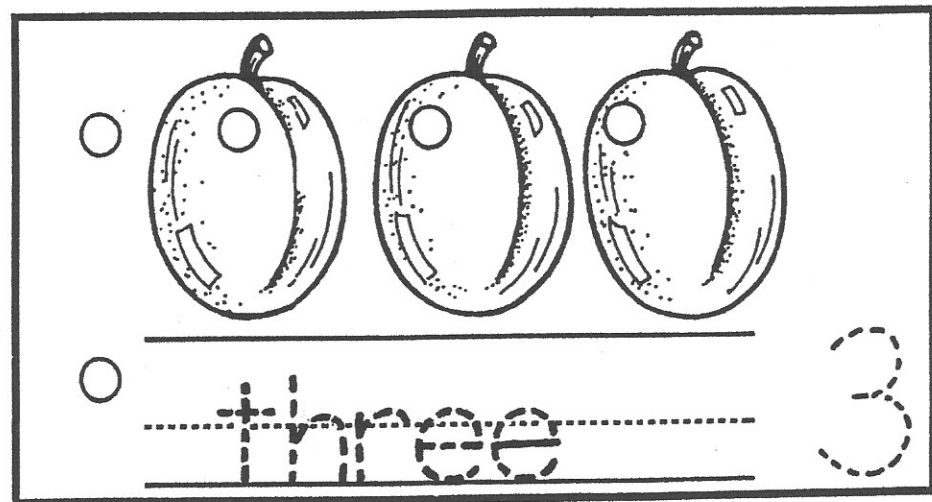
Fruit Number Words And Numbers Booklet



1. Color and cut out booklet pages
2. Trace the numbers and number words on each booklet page.
3. Punch out all the holes on each page.
4. Assemble the booklet in numerical order.



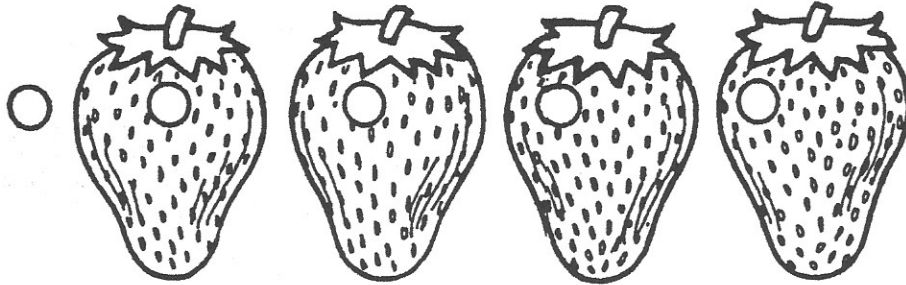
5. Tie the booklet with string or yarn through the left hand side holes.
6. Once the book is completely assembled, you will see uniform holes through all the fruits on each of the pages (Pretend the caterpillar ate through all the fruits!).



Name _____

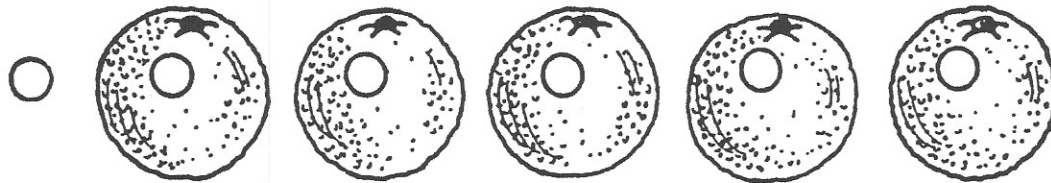
The Very Hungry Caterpillar

Fruit Number Words And Number Booklet



four

4




five

5



Can you count the different fruits that the Very Hungry Caterpillar eats in the book?

What are the names of each fruit and what colour are they?



Caterpillar Sequence Cards

Color and cut out. Use the cards to retell the story of *The Very Hungry Caterpillar*.

